

# PU - 2052



## Instruções de Montagem Assembly Instructions Instrucciones de Montaje

Acesse Vídeos de Montagens  
Access Mounting Videos  
Acceder a los Vídeos de Montaje  
[www.tecnomobili.ind.br](http://www.tecnomobili.ind.br)



Estrada RSC 453, Km s/n° | Garibaldi | RS  
CEP: 95720-000 | Fone / Fax: 54.3464.2050  
sac@moveisvideira.com.br

### Notas Especiais:

**01** -Examine completamente todas as peças do móvel antes de começar o trabalho.

**02** -Recomenda-se montar o móvel conforme este Manual de Montagem.

**03** -É de responsabilidade do montador seguir as instruções do Manual de Montagem, que são fundamentais para garantir a estrutura do móvel.

**04** -Para limpeza, utilizar somente pano úmido e sabão neutro.

### Special notes:

**01** -Check all parts of the unit thoroughly before starting work.

**02** -It is recommended to assemble the furniture according to this Installation Manual.

**03** -It is the responsibility of the assembler to follow the instructions in the Assembly Manual, which are essential to ensure the structure of the furniture.

**04** -For cleaning use only damp cloth and neutral soap.

### Notas especiales:

**01** -Examine completamente todas las piezas del mueble antes de iniciar el trabajo.

**02** -Se recomienda montar el mueble conforme el Manual de Ensamblaje.

**03** -Es de responsabilidad del montador seguir las instrucciones del Manual de Ensamblaje, que son fundamentales para garantizar la estructura del mueble.

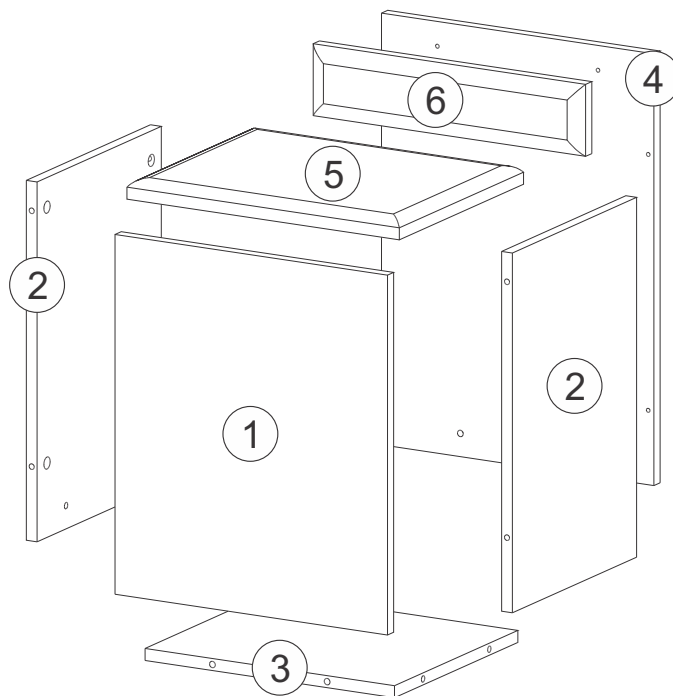
**04** -Para limpieza solamente usar trapo húmedo y jabón neutro.

### Guarante certificate:











The guarantee of products manufactured by Móveis Videira LTDA covers any defects / manufacturing defects, within the period established by the Consumer Protection Code, in its Article 26, II, which provides for a legal guarantee of ninety (90) days.

### Lista de Peças / List of pieces / Lista de piezas

CóD	DESCRIÇÃO	DESCRIPTION	DESCRIPCION	QTD	RAW MATERIAL	DIMENSION
01	Frente	Front	Frente	1	MDP 15mm	450x380x15
02	Lateral do Puff	Side of Puff	Lateral do Puff	2	MDP 15mm	450x300x15
03	Base Puff	Puff Base	Base Puff	1	MDP 15mm	348x298x15
04	Costa do Puff	Puff Back	Revés do Puff	1	MDP 15mm	540x380x15
05	Tampo Estofado	Upholstered Top	Tapa Tapizada	1	MDP 15mm	380x300x15
06	Encosto Estofado	Upholstered Backrest	Encaje Tapizado	1	MDP 15mm	380x90x15

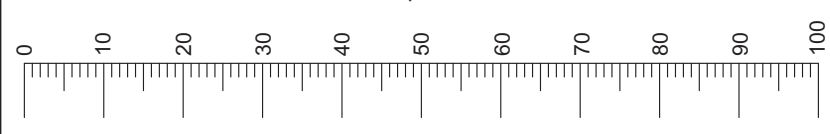


### REF DESCRIÇÃO QTD

A	 Cavilha 8 x 30mm	08
B	 3,5 x 16mm CC	08
C	 34 x 7mm Parafuso Minifix	08
D	 15 x 12mm Tambor Minifix	08
E	 18 x 18 x 12mm Cantoneira 2 Furos	04
F	 Tapa Furo	02
G	 14 x 5 x 8mm Suporte Prateleira c/ Estria	02
H	 3,5 x 30mm CC	02
I	 22 x 3mm Prego 10 x 10	06
J	 14 x 4mm Sapata Deslizadora	06

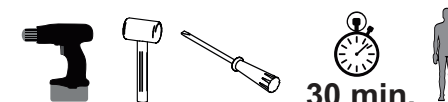
Use the ruler below to measure the components

Measured in mm



Revisão: 00  
Data: 27/02/2018

### Ferramentas | Tools | Herramientas



30 min.

