









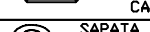










kappesberg móveis
www.kappesberg.com.br

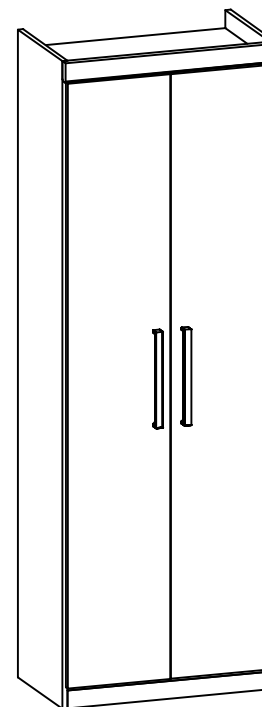
Rua da Emancipação 2000 -TUPANDI - RS
FONE (051) 3635-8800
www.kappesberg.com.br

REF.: S4008

	CÓD.	FERRAGEM	QTDE
A	2592	 ZINCADO BRANCO 4,0x40	16
A	4404	 BRANCO 4,0x40	16
A	4042	 PRETO 4,0x40	16
B	50311	 FLANGEADO 5,0x65	01
C	14773	 3,5x25	04
D	4214	 3,5x14	14
E	4207	 PARAFUSO P/ DOBRADIÇA 3,0x14	24
F	4207	 DOBRADIÇA 26MM	06
G	4207	 CALÇO 3MM	06
H	1802	 CAVILHA 6x30	38
I	1901	 SAPATA DESLIZADORA PRETA	04
J	7981	 PUXADOR CROMADO	02
J	44752	 FR PUXADOR CHAMPAGNE	02
K	41	 COLA BRANCA	01
L	107	 PREGOS 10x10	87
M	149	 PREGOS 13x15	05
N	529	 BUCHA 8MM	01
□	85	 'L' DE METAL	04
P	568	 'L' PLÁSTICO	01
Q	58	kappesberg	01

RELAÇÃO DE PEÇAS

17904-LATERAL ESQUERDA
17905-LATERAL DIREITA
17906-BASE
17907-CHAPÉU
17908-RODAPÉ
17909-PRATELEIRA
17910-RODAFORRO
17911-PORTA
17912-COSTA

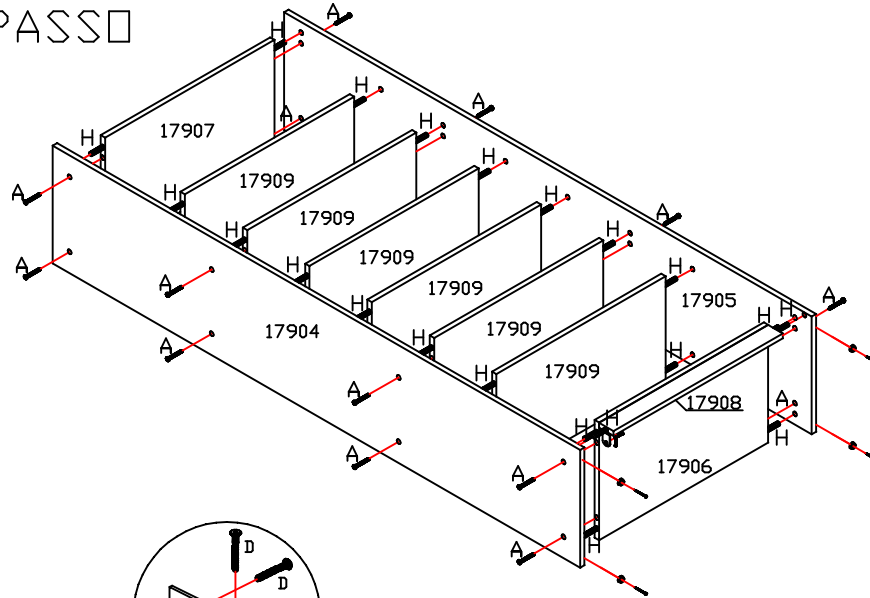


↙ "OBS: Para solicitar assistência técnica, utilize o código das peças indicada."

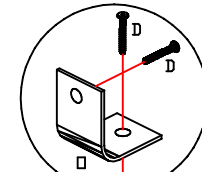
"GARANTIA POR DEFEITO DE FABRICAÇÃO DE 3 MESES."

“OBS: Para prender o móvel na parede, prenda o suporte plástico “P” no chapéu, com os parafusos “D” e depois na parede com o parafuso “B” e bucha “N”.

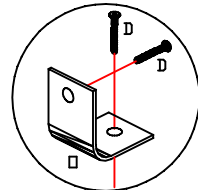
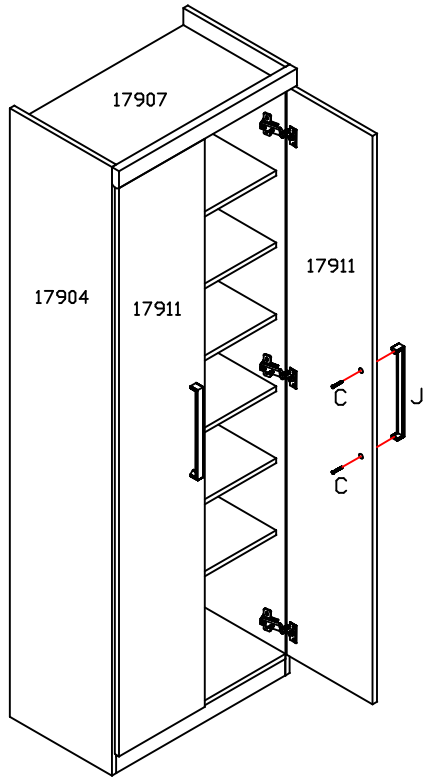
1º PASSO



“OBS: Prender o rodaforno com dois “L” de metal.

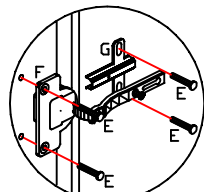
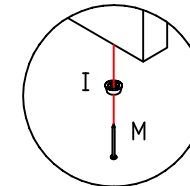


“L” DE METAL

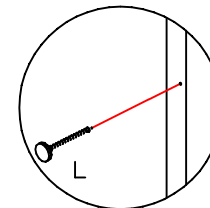


“L” DE METAL

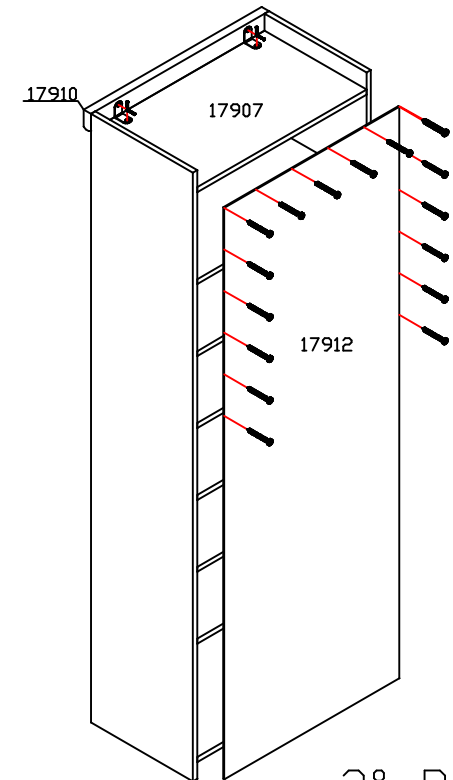
“OBS: Prender o rodapé com dois “L” de metal.



DOBRADIÇA



L



2º PASSO

3º PASSO