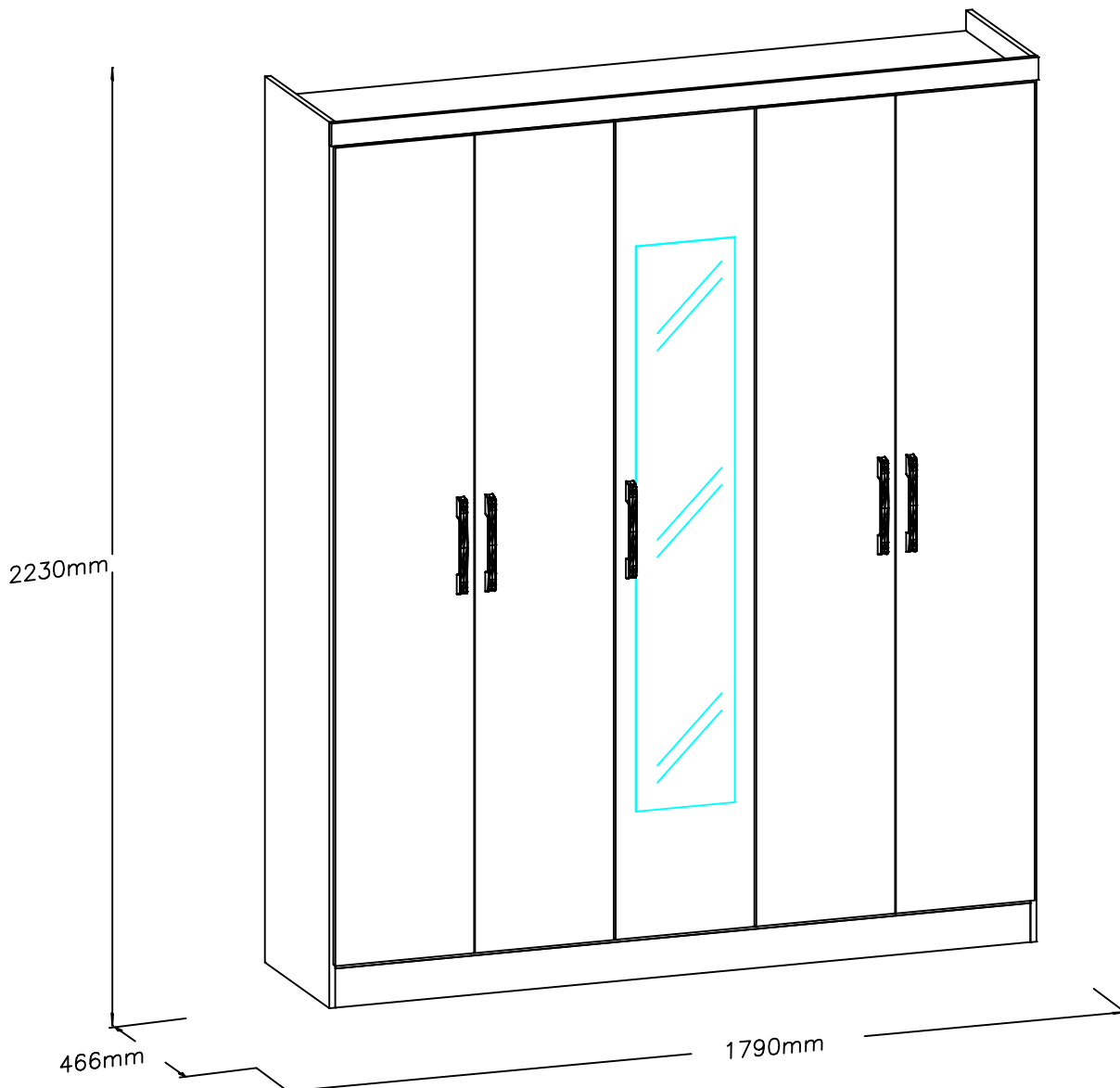


# MANUAL DE MONTAGEM

## INSTRUCCIONES DE MONTAJE

### ASSEMBLY INSTRUCTIONS



**ATENÇÃO / PRECAUCIÓN / ATTENTION:**

- 1 – Ler atentamente todo o manual antes de iniciar a montagem do móvel.
- 2 – A montagem deve ser feita em uma superfície plana e limpa.
- 3 – Recomenda-se utilizar a embalagem do móvel para forrar e chão e assim não danificá-lo.
  - 1 – Lea cuidadosamente todo el manual antes de comenzar el montaje.
  - 2 – La instalación debe hacerse sobre una superficie plana y limpia.
  - 3 – Recomanda ser utilizado para empaquetar móvil a la línea y tierra y por lo tanto dañar ellos.
- 1 – Read the entire manual carefully before starting the furniture assembly.
- 2 – The assembly must be done on a flat and clean surface.
- 3 – It is recommended to use the packaging of the furniture to cover and floor and thus not to damage them.

**LIMPEZA E CONSERVAÇÃO / LIMPIEZA Y CONSERVACIÓN / CLEANLINESS AND CONSERVATION:**

A limpeza do móvel deve ser feita com utilização de pano umedecido com água, podendo conter uma pequena quantidade de álcool. Não utilize produtos abrasivos.

La unidad de limpieza se debe realizar con el uso de paño humedecido con agua y puede contener una pequeña cantidad de alcohol. No utilice productos abrasivos.

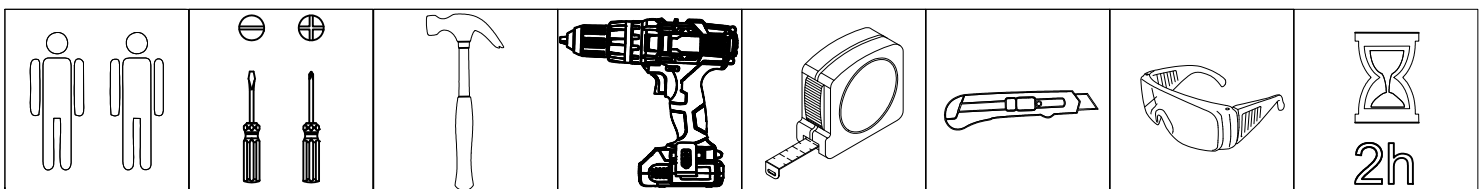
The furniture should be cleaned with a cloth dampened with water and may contain a small amount of alcohol. Do not use abrasive products.

**GARANTIA / GARANTÍA / WARRANTY:**

90 dias para defeitos de fabricação.

90 días a defectos de fabricación.

90 days for manufacturing defects.

**FERRAMENTAS NECESSÁRIAS / HERRAMIENTAS NECESARIAS / TOOLS REQUIRED:**

Acesse as dicas de  
montagem no Youtube

Accede a los consejos de  
montaje en Youtube.

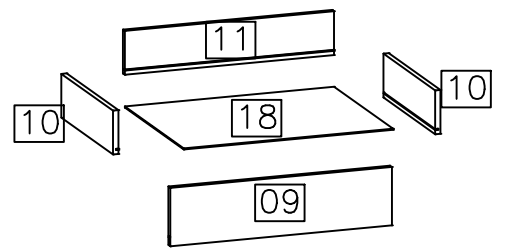
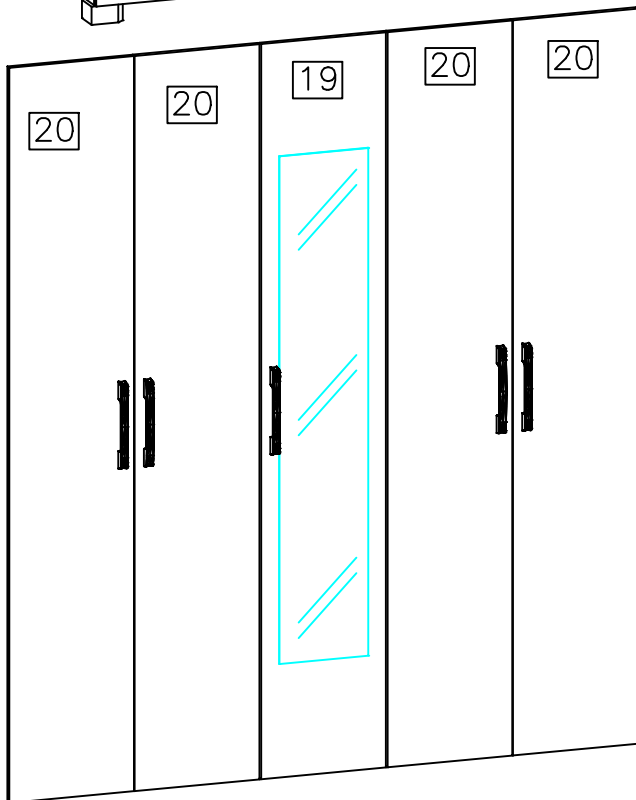
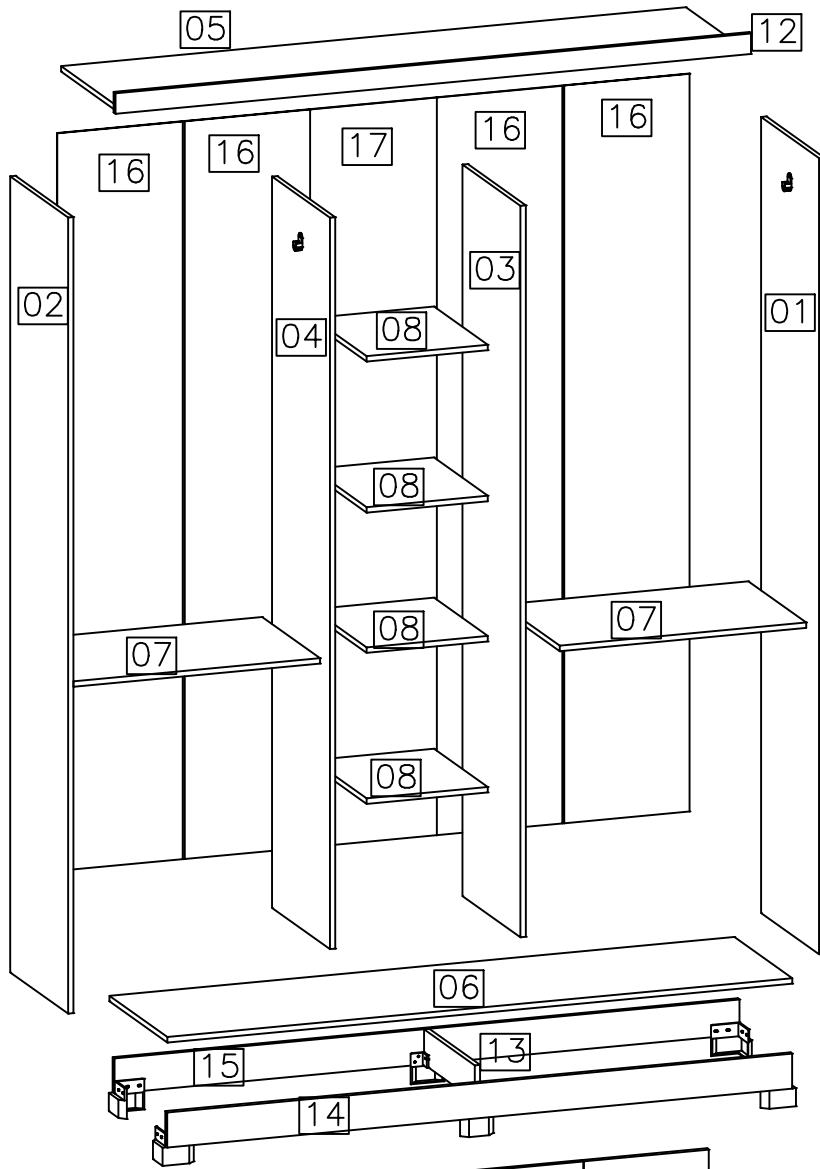
Access the mounting tips on  
Youtube.


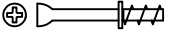

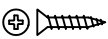




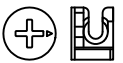
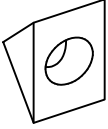
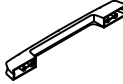
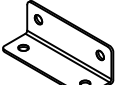
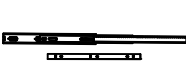
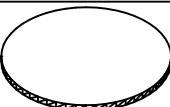
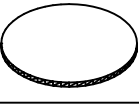
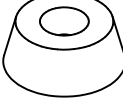
[www.youtube.com/MoveisKappesberg](http://www.youtube.com/MoveisKappesberg)




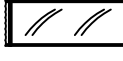


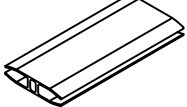
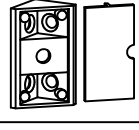


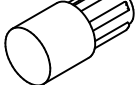

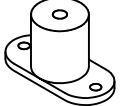
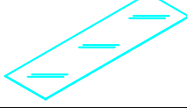


## Lista de peças / Lista de piezas / List of pieces

Código/ Código/ Code	Descrição	Descripción	Description	Quantidade/ Cantidad / Amount	Comprimento/ Longitud/ Length (mm)	Largura/ Ancho/ Width (mm)	Espessura/ Espesor/ Thickness (mm)	Caixa/ Caja/ Box
01	Lateral direita	Lateral derecha	Right side	1	2180	448	15	A
02	Lateral esquerda	Lateral izquierda	Left side	1	2180	448	15	A
03	Divisória direita	Divisoria derecha	Right partition	1	2003	448	15	A
04	Divisória esquerda	Divisoria izquierda	Left partition	1	2003	448	15	A
05	Chapéu	Pieza de techo	Top	1	1759	448	15	C
06	Base	Pieza de suelo	Base	1	1759	448	15	C
07	Tampo de gaveta	Tapa del cajón	Top of drawers	2	694	448	15	C
08	Prateleiras soltas	Estanterías suelta	Loose shelf	4	341	416	15	C
09	Frente de gaveta	Frente de cajón	Front drawer	2	624	160	15	A
10	Lateral de gaveta	Lateral de cajón	Side drawer	4	400	120	15	C
11	Cabeceira de gaveta	Cabecera de cajón	Back drawer	2	589	120	15	C
12	Rodaforro	Marco superior	Upper frame	1	1790	56	15	A
13	Rodapé interno	Zócalo interno	Internal baseboard	1	392	96	15	A
14	Rodapé frontal	Zócalo de frente	Frontal baseboard	1	1759	96	15	A
15	Rodapé traseiro	Zócalo trasero	Back baseboard	1	1759	96	15	A
16	Costa menor	Pieza menor del fondo	Bottom smaller	4	2023	353	3	B
17	Costa maior	Pieza maior del fondo	Bottom larger	1	2023	357	3	B
18	Fundo de gaveta	Fondo de cajón	Bottom drawer	4	602	398	3	A
19	Porta central frisada	Puerta central con prensar	Beaded central door	1	2013	351	15	B
20	Porta lateral	Puerta lateral	Side and door	4	2013	351	15	B



Ferragem / Herrajes / Hardware			
	Código/ Código/ Code	Descrição / Descripción / Description	Quan./ Cant./ Amou.
A	226	 Parafuso/Tornillo/ Screw 4x40	34
B	30945	 Parafuso Minifix/ Tornillo/ Screw	8
C	14773	 Parafuso/ Tornillo/ Screw 3,5x25	10
D	5256	 Parafuso/ Tornillo/ Screw 4X20	8
E	4214	 Parafuso/ Tornillo/ Screw 3,5x14	76
F	1802	 Cavilha/Tarugo/Peg 6x30mm	46
G	108	 Prego/Clavo/Nail 12x12	6
H	107	 Prego/Clavo/Nail 10x10	110
I	30950	 Tambor Minifix/Cilindro/Drum	8
J	18458	 Suporte triangular preto/Soporte triangular negro/Black triangular support	8
K	53179	 Puxador canyon/Asar/Handle Champagne 192mm	5
L	899	 Cantoneira de metal/Cantón de metal/Metal angle bracket	2
M	43136	 Trilho telescópico mini light/Corredera de metal/Metal slide 350mm	2
N	FROW=51256 (Freijo)	 Tapa furo/Tapa del agujero/Tap hole 19mm	8
O	FROW=51255 (Freijo)	 Tapa furo/Tapa del agujero/Tap hole 13mm	34
P	1901	 Sapata deslizadora preta/Zapata negra/Shoe black	6

Q	47	 Dobradiça curva/Bisagra/Hing e 35mm	15
R	47	 Calço para dobradiça/Calso/Shim	15
S	47	 Parafuso da dobradiça/ Tornillo del bisagra/Hinge screw 4,0x14	60
T	41	 Cola branca em bisnaga/Cola blanca/White glue (10g)	1
U	41921	 Suporte cabideiro metal/Soporte percha/Clothes rack	4
V	1423	 Fixador de costa/Fijador de costa/Shore Fixer	40
W	FROW= 53163 (Carvalle)	 Perfil H/Perfil de acabado/Finishing profile 2003mm	2
X	FROW= 52589 (Freijo/Nature)	 Cantoneira plástica com capa/Cantonera plástica con tapa/Plastic ledge with cover	4
Y	35935	 Roliço oblongo/Percha /Rack 15x27 de metal 688mm	2
Z	85	 "L" de metal/Cantón "L" de metal/Metal angle bracket "L"	4
AA	118	 Suporte para prateleira/Soporte de estante/Shelf support	16
AB	58	 Etiqueta marca/Tag label "Kappesberg"	1
AC	1482	 Afastador/Separador /Retractor de 25mm cinza	8
AD	53180	 Espelho/Espejo/ Mirror 1390x250x3mm	1
01 Saco médio para acessórios			
01 Saco médio para dobradiças			
01 Saco médio para puxadores			



