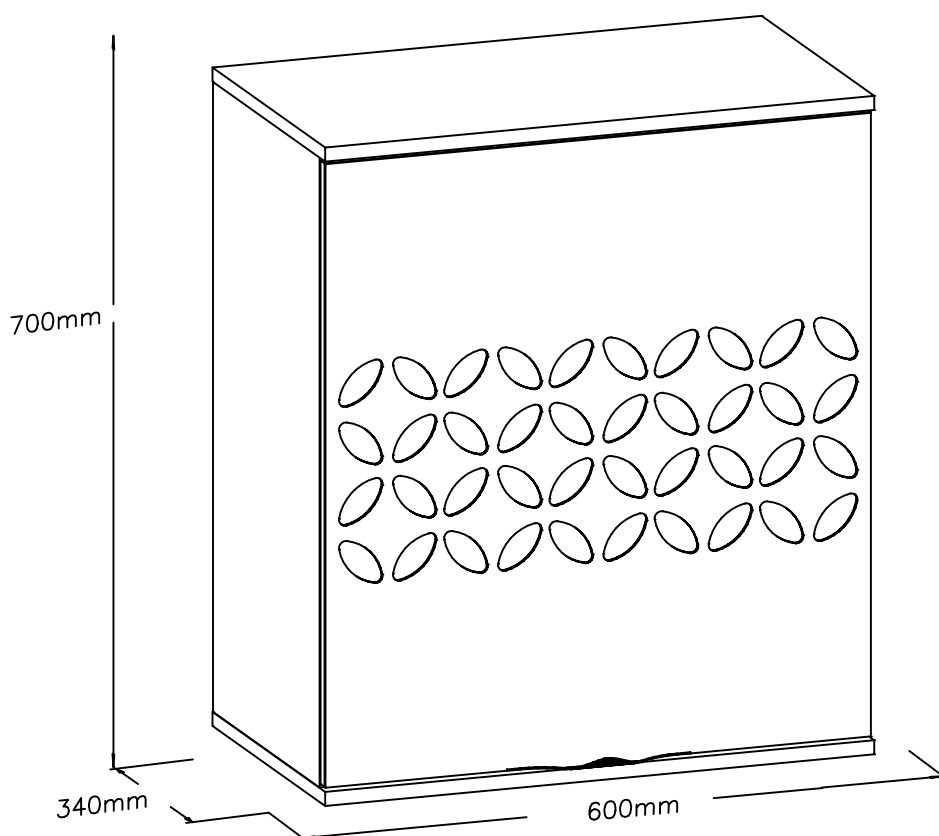


# MANUAL DE MONTAGEM

## INSTRUCCIONES DE MONTAJE

### ASSEMBLY INSTRUCTIONS



ATENÇÃO / PRECAUCIÓN / ATTENTION:

- 1 – Ler atentamente todo o manual antes de iniciar a montagem do móvel.
- 2 – A montagem deve ser feita em uma superfície plana e limpa.
- 3 – Recomenda-se utilizar a embalagem do móvel para forrar e chão e assim não danificá-lo.
  - 1 – Lea cuidadosamente todo el manual antes de comenzar el montaje.
  - 2 – La instalación debe hacerse sobre una superficie plana y limpia.
  - 3 – Recomanda ser utilizado para empaquetar móvil a la línea y tierra y por lo tanto dañar ellos.
- 1 – Read the entire manual carefully before starting the furniture assembly.
- 2 – The assembly must be done on a flat and clean surface.
- 3 – It is recommended to use the packaging of the furniture to cover and floor and thus not to damage them.

LIMPEZA E CONSERVAÇÃO / LIMPIEZA Y CONSERVACIÓN / CLEANLINESS AND CONSERVATION:

A limpeza do móvel deve ser feita com utilização de pano umedecido com água, podendo conter uma pequena quantidade de álcool. Não utilize produtos abrasivos.

La unidad de limpieza se debe realizar con el uso de paño humedecido con agua y puede contener una pequeña cantidad de alcohol. No utilice productos abrasivos.

The furniture should be cleaned with a cloth dampened with water and may contain a small amount of alcohol. Do not use abrasive products.

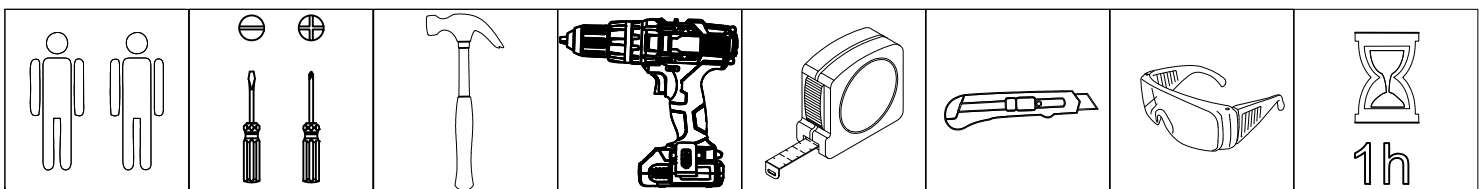
GARANTIA / GARANTÍA / WARRANTY:

90 dias para defeitos de fabricação.

90 días a defectos de fabricación.

90 days for manufacturing defects.

FERRAMENTAS NECESSÁRIAS / HERRAMIENTAS NECESARIAS / TOOLS REQUIRED:



Acesse as dicas de  
montagem no Youtube

Accede a los consejos de  
montaje en Youtube.

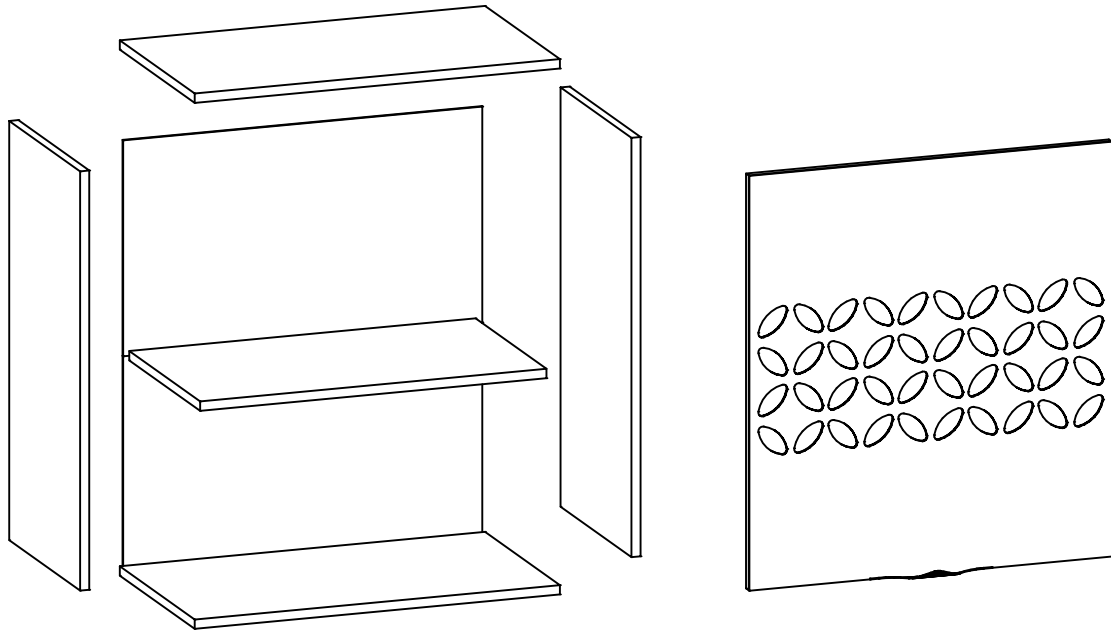
Access the mounting tips on  
Youtube.

[www.youtube.com/MoveisKappesberg](http://www.youtube.com/MoveisKappesberg)




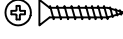



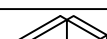
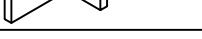



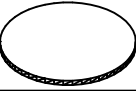







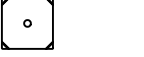
## Lista de peças / Lista de piezas / List of pieces

Código/ Código/ Code	Descrição	Descripción	Description	Quantidade/ Cantidad/ Amount	Comprimento/ Longitud/ Length (mm)	Largura/ Ancho/ Width (mm)	Espessura/ Espesor/ Thickness (mm)	Caixa/ Caja/ Box
01	Lateral direita	Lateral derecha	Right side	1	670	320	15	A
02	Lateral esquerda	Lateral izquierda	Left side	1	670	320	15	A
03	Prateleiras	Estanterías	Shelf	1	569	320	15	A
04	Base	Pieza de suelo	Base	1	600	338	15	A
05	Chapéu	Pieza de techo	Top	1	600	338	15	A
06	Costa	Pieza del fondo	Back panel	2	590	345	3	A
07	Porta	Puerta	Door	1	663	596	15	A



## Ferragem / Herrajes / Hardware

	Código/ Código/ Code	Descrição / Descripción / Description	Quan. / Cant. / Amou.
A	226	 Parafuso/ Tornillo/ Screw 4x40	12
B	4214	 Parafuso/ Tornillo/ Screw 3,5x14	2
C	50311	 Parafuso/ Tornillo/ Screw 5,0x65	2
D	491	 Parafuso/ Tornillo/ Screw 4x25	3
E	107	 Pregos/Clavos/Nails 10x10	25
F	1802	 Cavilha/Tarugo/Peg 6x30mm	12
G	17024	 Suporte aéreo zb/Soporte de seguridad/Safety bracket	2
H	6959	 Capa para suporte branca/Cubierta de soporte/Support cover	2
I	529	 Bucha invasiva/Adapter sleeve/ Manga del adaptador	2
J	58	 Etiqueta marca/Tag label "Kappesberg"	1

K	FR=51255 (Freijo)	 Tapa furo/Tapa del agujero/Tap hole 13mm	12
L	7787	 Dobradiça reta/Bisagra/Hinge 35mm	3
M	7787	 Calço para dobradiça/Calso/Shim	3
N	7787	 Parafuso da dobradiça/ Tornillo del bisagra/Hinge screw 4,0x14	12
O	25827	 Parafuso/ Tornillo/ Screw 3,5x14 ZB	2
P	41	 Cola branca em bisnaga/Cola blanca/White glue (10g)	1
Q	40534	 Silicone/Silicona/ Selecone 10x10	2
R	1423	 Fixador de costa/Fijador de costa/Shore Fixer	6
S	53010	 Puxador de chapa nox/Asar/Handle Champagne	1
01 Saco médio para puxador			
01 Saco médio para acessórios			



