














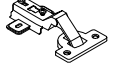






ACESSÓRIOS

ITEM	DESCRIÇÃO	QTD.
A	 <i>PARAFUSO FLANG 5 x 50 mm</i>	16
B	 <i>PARAFUSO FLANG 4,5 x 30 mm</i>	12
C	 <i>PARAFUSO CHATO 4 x 45 mm</i>	58
D	 <i>PARAFUSO CHATO 3,5 x 20 mm</i>	24
E	 <i>PARAFUSO CHATO 3,5 x 14 mm</i>	124
F	 <i>CAVILHA 08 x 30 mm</i>	60
G	 <i>CANTONEIRA ZAMAC</i>	32
H	 <i>SUPORTE CABIDEIRO OBLONGO</i>	06
I	 <i>FIXADOR FUNDO DE GAVETA</i>	24
J	 <i>GARRA P/ FIXAR FUNDO</i>	36
K	 <i>PREGO 10 x 10 mm</i>	140
L	 <i>SUPORTE PRATELEIRA 6 mm</i>	08
M	 <i>GOTA de SILICONE</i>	12
N	 <i>PERFIL "I" 2280 mm</i>	03
O	 <i>CORREDIÇA TELESCÓPICA 350 mm</i>	06
P	 <i>KIT 6 Pç - DOBRADIÇA 35 AL6+ CALÇO 3mm S/BUCHA</i>	02
Q	 <i>KIT 4 Pç - DOBRADIÇA 35 AL6+ CALÇO 3mm S/BUCHA</i>	02
R	 <i>TUBO CABIDEIRO 884 mm</i>	03
S	 <i>PÉ LATERAL C/ REBAIXO 120 x 120 x 28 mm</i>	04
T	 <i>PÉ CENTRAL 120 x 120 x 28 mm</i>	04

